



**St. Anthony of Padua**  
Catholic Primary School

**Growing Together Following Jesus**



**Meet Miss Randles- 2023**

# Daily Routine

Each day the children will take part in a Collective Worship. Every Monday and Friday this will be during assembly and Tuesday-Thursday will be in class.

We start each day with a morning activity, for Autumn term we are focusing on letter and number formation. We also focus on sentence accuracy in English and completing Maths basic skills questions.

Daily Phonics, Maths and English.

In the morning during break time we have snack. Please ensure your child brings in a snack every day (and a water bottle). This is also the time children have their milk.

Each day children have two break times, one in the morning and one in the afternoon.

In the afternoon, Children also have fruit (which is provided by the school).

# Class Timetable

	Monday	Tuesday	Wednesday	Thursday	Friday
8.55 – 9.05	Whole School Collective Worship (9.05 – 9.25)	Collective Worship	Collective Worship	Collective Worship	Whole School Collective Worship (9.05 – 9.25)
9.05 – 10.05	9:25-10:15 English	English	English	PPA - PSHE	9:25-10:15 English
10.05 – 10.25	10:15-10:25 Guided Reading	Phonics	Phonics	PPA - Computing input	10:15-10:25 Guided Reading
10.25 – 10.40	<b>Break</b>				
10.40 – 11.45	Maths	Maths	Maths	PPA - Computing	Maths
11.45 – 12.35	<b>Prayers Lunch</b>				
12.35 – 12.50	Phonics	RE	Guided Reading	Phonics	Phonics
12.50 – 1.45	RE	PE	History/Geography	English	Science
1.45 – 2.00	<b>Break</b>				
2.00 – 2.55/3	PE	Music	RE	Maths	Art/DT
3.00	<b>End of day prayer</b>				

Please ensure children are wearing their full school PE kit every Monday and Tuesday.

# Autumn Term Curriculum Overview

The Autumn Term Curriculum Statement will be on the school website by the end of this week/beginning of next week. This will show you exactly what the children will be learning in the Autumn term. The Spring and Summer term curriculum statement will follow on later in the school year.

RE

English

Art

History

Geography

PSHE

Maths

DT

Science

Phonics

PE

Music





















Computing

# All Aboard Phonics

## Autumn 1

### Phase 3 Sound Mat

















 j	 v	 w	 x	 y	 z	 qu	 sh
 ch	 th	 ng	 ai	 ee	 igh	 oa	 oo
 ar	 or	 ur	 ow	 oi	 ear	 air	 er

## Autumn 2 onwards

### Phase 5 Unit 1 Sound Mat







 ay	 ou	 ie	 ea	 oy	 ir	 ue	 aw
 wh	 ew	 oe	 au	 ey	 i_e	 o_e	 a_e
 u_e	 e_e	 ph					

# Statutory Assessment - Phonics Screening Check

## W.C 10<sup>th</sup> June 2024

The Phonics Screening Check is an assessment to check a child's ability to read words using phonics rules. This is the school's first formal way of checking your child's phonics progress and helps the school show the overall progress of children in Year 1. It also helps highlight if any extra support needs to be given.

Practice sheet: Real words	Practice sheet: Pseudo words
in	ot 
at	vap 
beg	osk 
sum	ect 

Sample: Answer sheet

YEAR 1 Phonics

### Screening check: Answer sheet

First name: \_\_\_\_\_  
Last name: \_\_\_\_\_

Screening check responses: Please tick the appropriate box for each word. The use of the comment box is optional.

Section 1				Section 2			
Word	Correct	Incorrect	Comment	Word	Correct	Incorrect	Comment
tax				voo			
bim				jound			
vap				terg			
ulf				fape			
geck				snemp			
chom				blurst			
tord				spron			
thazz				stroft			
blan				clay			
steck				slide			
hild				newt			
quemp				phone			
shin				blank			
gang				trains			
week				strap			
chill				scribe			
grit				rusty			
start				finger			
best				dentist			
hooks				starling			

Total correct: \_\_\_\_\_

# Uniform

- ▶ Grey shorts or long trousers (Boys)
- ▶ Grey skirt , pinafore dress, shorts or long trousers (Girls)
- ▶ White shirt with school tie
- ▶ School jumper or cardigan (Knitted only) with school logo embroidered
- ▶ Grey socks or tights
- ▶ Black shoes (not trainers)
- ▶ During the summer term, girls may wear a yellow and white check summer dress.
- ▶ During the summer term, boys may wear a white polo shirt with the school logo instead of shirt and tie.

# Homework, PE Days, Reading

- ▶ Children should attend school in their full PE kit on: Mondays and Tuesdays.
- ▶ We would ask that parents read with their child for 15 minutes each night and ask questions based upon the text once completed.
- ▶ Please ensure the reading journal has been signed when your child has read. We can then issue your child with a new reading book.
- ▶ It is essential for children to read each day, enjoying their school reading books and other books of their choice. Reading books need to be brought into school every day, **with a new book issued every Friday.**
- ▶ Homework will be send out each Friday and should be retuned to school by the following Friday.
- ▶ Please support you child in teaching them how to tell the time. This will be taught in Spring 2 (to the hour and half past the hour).



# Attendance

- ▶ Children should be in school everyday
- ▶ If they are unwell a message should be made to the school office via phone
- ▶ Mr Brooks or Mrs Lamb will contact you if they require further information
- ▶ Our school target is 98%+
- ▶ Holidays will not be authorised and may result in a fixed note penalty charge
- ▶ Appointments should be made outside of school time, however when this is not possible children should come into school to receive their attendance mark and then go to their appointment. If this is in the morning they should then return to school for their afternoon mark.