

Reception & Y1

Parent Phonics Meeting

Wednesday 24th September



What we will cover...

- What is phonics?
- Key terminology
- All Aboard Phonics
- Phoneme Voicing
- Phonics Screening Check
- Supporting your child at home
- Any questions



What is Phonics?



ship

book





ring

wait

Through phonics children are taught how to:





- **recognise the sounds** that each individual letter makes
- identify the sounds that **different combinations of letters** make - such as 'sh' or 'oo'; and
- **blend these sounds** together from left to right to make a word.

All Aboard Phonics



Key Phonics Terms


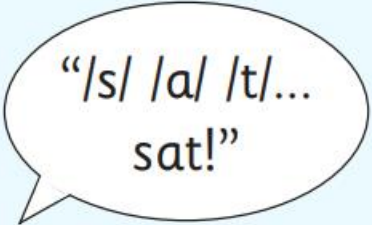
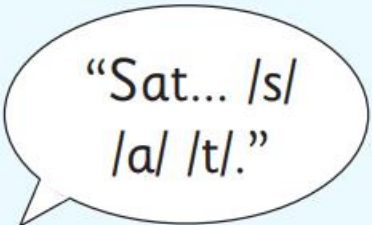




Grapheme	A letter or group of letters representing a single phoneme.	S
Phoneme	The smallest unit of sound in a word that changes the meaning of the word when it is changed.	
Digraph	A grapheme made up of two letters.	
Trigraph	A grapheme made up of three letters.	
Split Digraph	A grapheme with two letters that has another grapheme between them.	



Key Phonics Terms



Decoding	The translation of the graphemes in a word into phonemes.	S → 
Blending	The blending of phonemes to voice a word.	 “/s/ /a/ /t/... sat!”
Segmenting	The division of a word into individual phonemes.	 “Sat... /s/ /a/ /t/.”
Sounding out	The voicing of the individual phonemes in a word.	  “/s/ /a/ /t/.”

Pictophones



ow



ee

What is a pictophone?

Pictophones – Year 1



ay a-e
ai



aw au
or

Phoneme Voicing and Actions



X



Tricky Words



TRAINERTEXT TRICKY WORDS

Phase 2 Tricky Words

the

to

and

is

Phase 2 Trainertext Tricky Words www.AllAboardLearning.com All Aboard Phonics Edition 4

- Tricky words are words that cannot be easily decoded using common phonetic rules.
- These words may have unusual spellings, silent letters, or irregular pronunciations that don't match their written form.
- They support reading fluency which will also aid comprehension.



Phonics Progression in Reception

Phase 2 (6 weeks)

Early Years Foundation Stage (EYFS) - Reception

Week	Focus	Tricky Words
1	s a t p	
2	i n m d	
3	g o k c CVC/s words	
4	ck e u r	the to and is
5	h b f l double consonants	
6	Revision / Assessment	I go no of

Phase 3 (12 weeks)

EYFS - Reception

Week	Focus	Tricky Words
1	j v w x	
2	y z qu	we me be
3	sh ch th ng	he she
4	ai ee igh oa	was my
5	oo ar or	live
6	ur ow oi	you
7	ear air er	they
8	Revision	are
9	Revision	all
10	Revision	what
11	Revision	
12	Revision / Assessment	



Phonics Progression in Reception

Phase 4 (6 weeks)

EYFS - Reception

Week	Focus	Tricky Words
1	CVCC	said so
2	CCVC	have like some come
3	Revising two syllable words	were there little one
4	Revision	do does when out here says love
5	Revision	
6	Revision / Assessment	

Phonics Progression in Year 1



Phase 5

Throughout Year 1

Unit 1 (New Graphemes)

Week	Focus	Tricky Words
0	Revision of previous phases	
1	ay ou ie ea	Mr Mrs Ms
2	oy ir ue aw	their people oh there
3	wh ew oe	looked asked called
4	au ey i_e o_e	could should would
5	a_e u_e e_e ph	
6	Revision/ Assessment	

Unit 2 (Reading Focus)

Week	Focus	High Frequency
7	Alternative phonemes for <a> and <y>	the and to said eye
8	Alternative phonemes for <c> and <ch>	he of know was you
9	Alternative phonemes for <ea> and <ear>	they on she is for
10	Alternative phonemes for <ey> and <g>	at his but that with
11	Alternative phonemes for <i> and <ie>	all we can are great
12	Alternative phonemes for <o> and <oo>	had my her what says
13	Alternative phonemes for <ou> and <ow>	out this have went be
14	Alternative phonemes for <s> and <th>	like some so not then
15	Alternative phonemes for <u> <ue> and <u_e>	were go little as no
16	Revision / Assessment	

Phonics Progression in Year 1



Unit 3 (Spelling Focus)

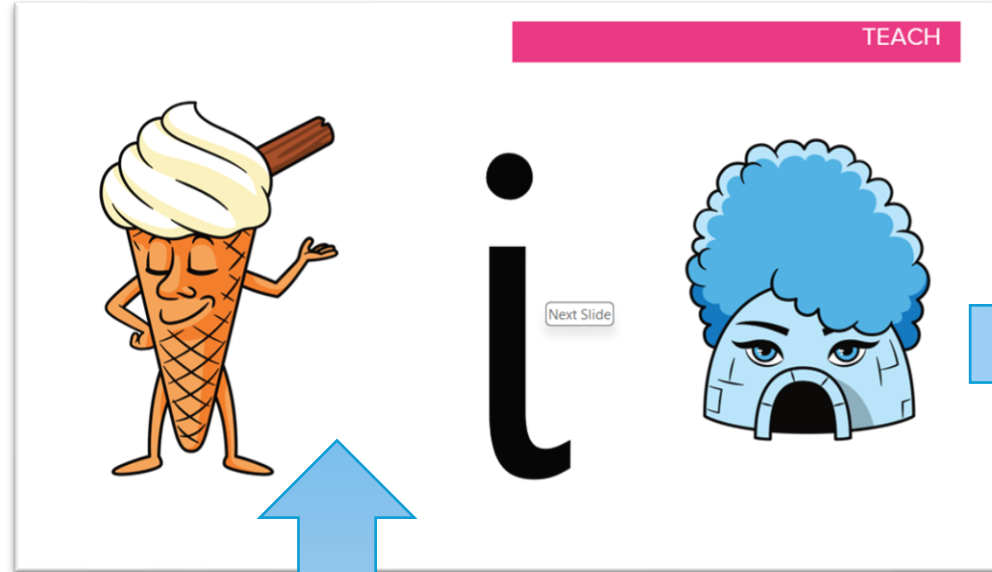

Week	Focus	High Frequency
17	Alternative graphemes for /ai/	down dad big when it's
18	Alternative graphemes for /ee/ and three syllable words	see word very look don't
19	Alternative graphemes for /igh/ and compound words	come will into back from
20	Alternative graphemes for /oa/	children him which get just
21	Alternative graphemes for long /oo/ /ue/ and /oy/	now came oh about got
22	Alternative graphemes for short /oo/ and /ow/	any friend laugh today want
23	Alternative graphemes for /or/ and /o/	their people your put could
24	Alternative graphemes for /er/ and /ear/	house old too by day
25	Alternative graphemes for /air/ and /ar/	
26	Vowel GPCs Revision / Assessment	

27	Alternative graphemes for /ch/ /f/ /j/ and /k/	made time I'm if help
28	Alternative graphemes for /m/ /n/ and /ng/	mouse called here off asked
29	Alternative graphemes for /r/ /sh/ and /s/	who where how saw make
30	Alternative graphemes for /w/ and /v/	again many two different work
31	Consonant GPCs Revision / Assessment	

Unit 4 (Word Endings)

Week	Focus	High Frequency
32	<s> <es> and <ies> endings and <un> prefix	thought through though because shoe
33	<er> <est> <ed> and <ing> endings	water please whole hour busy
34	Revision / Assessment	


Phonics Lesson Sequence




Phonics Lesson Sequence



TEACH



mild





pit



APPLY

MINI
WHITEBOARD
WORK

PRACTISE

	
word	sort

PRACTISE

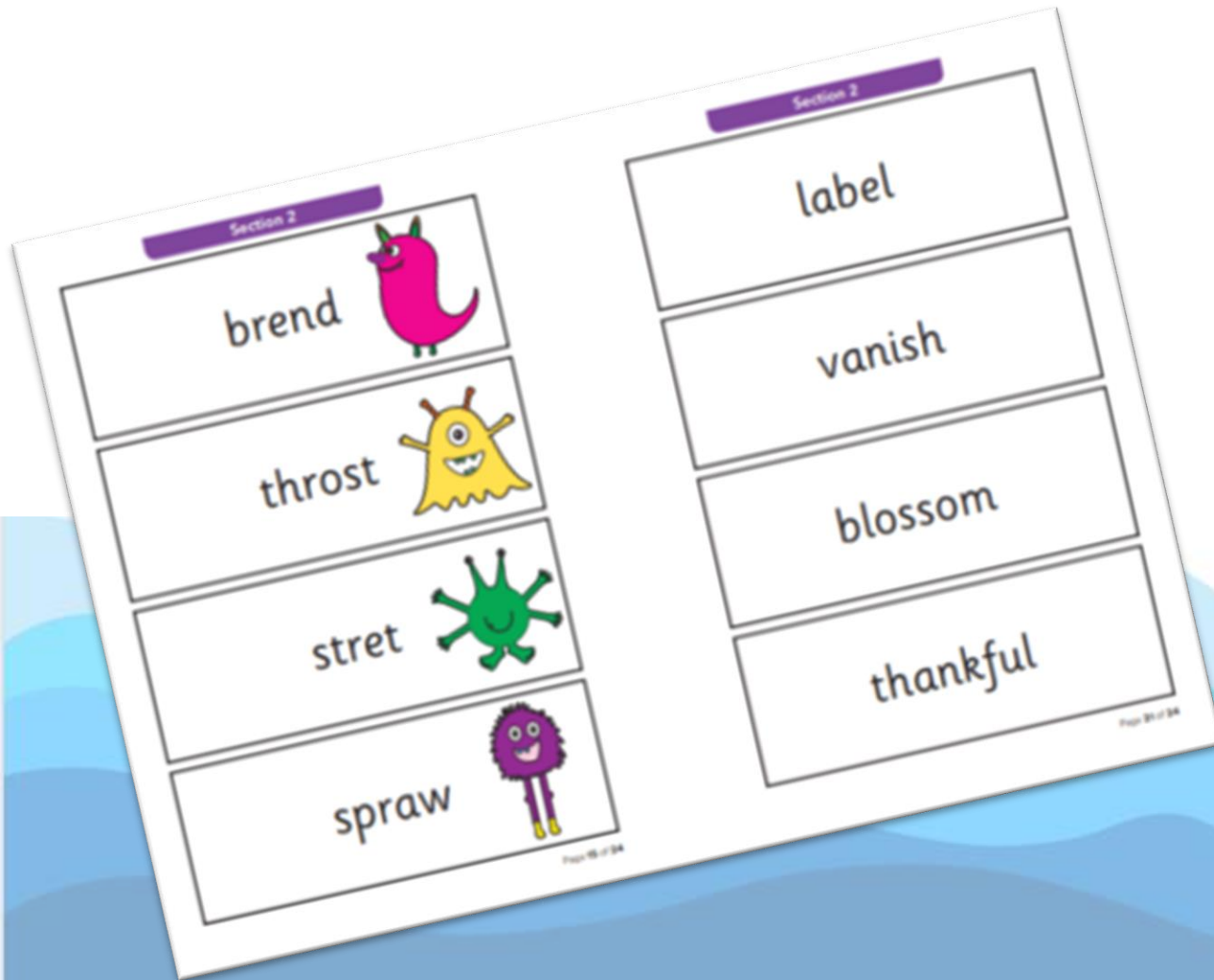
	
item wild blind behind	pin tin brick drip his milk

Year 1 - Phonics Screening Check



The purpose of the phonics screening check is to confirm that all children have **learned phonic decoding** to an age-appropriate standard.

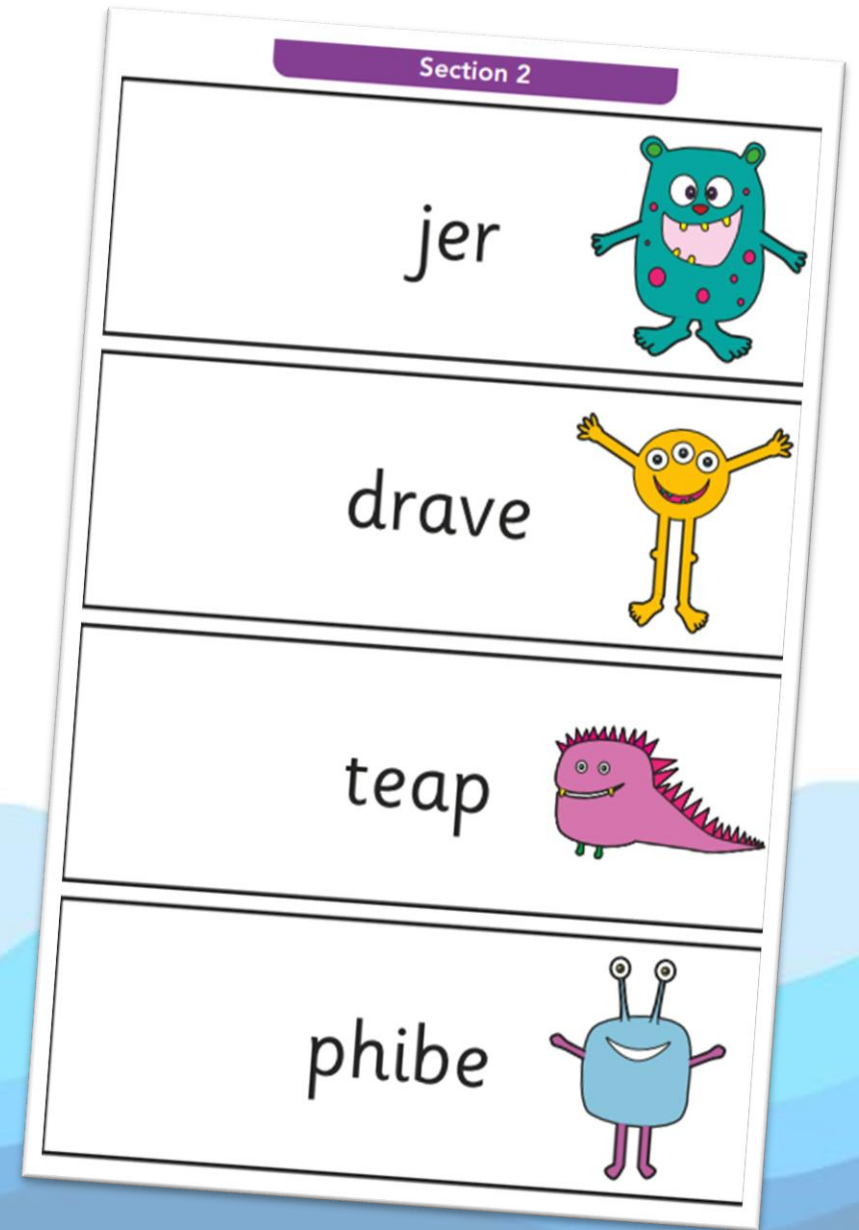
Phonics Screening Check




- The Phonics Screening Check contains 40 words divided into two sections of 20 words.
- Both sections contain a mixture of real words and pseudo-words.

Pseudo-words

- All pseudo-words in the check are accompanied by a picture of an imaginary creature.
- This ensures that they are not trying to match the pseudo-word to a word in their vocabulary.



PRACTISE



REAL
OR NOT



REAL



Important Information

- Administered on a 1:1 basis with Mr Preston and the pupil
- Week commencing Monday 8th June 2026
- The check is compulsory for all Year 1 pupils
- Pass mark is usually 32/40
- Test repeated in June of Year 2 if pass mark not reached

JUNE 2026

SUN	MON	TUE	WED	TH	FRI	SAT
	1	2	3	4	5	6
7	8	9	10	11	12	13
14	15	16	17	18	19	20
21	22	23	24	25	26	27
28	29	30				



Supporting your child at home

- Reading books

All Aboard Phonics Phase 5 Unit 1 Week 5/6	
Week 1	ay, ou, ie, ea, Mr, Mrs, Ms
Week 2	oy, ir, ue, aw, their, people, oh, their
Week 3	wh, ew, oo, looked, asked, called
Week 4	au, ey, i_e, o_e, could, should, would
Week 5	a_e, u_e, e_e, ph



a_e u_e

e_e ph



Re-read Technique





Supporting your child at home

- Trainertext Library
- New feature for September 2025
- Class teachers will send a link via email to an online Trainertext version of their reading book
- No logins are required



Supporting your child at home



m o v e



l o v e



c o v e



Supporting your child at home

Year 1 example

[Back to Overview](#)

Arjun's Toy, Part 1

Keep repeating a phrase until it is fluent.

[- 1000px +]

< It is Arjun's birthday. >

NONE BLUE RED GREEN

[Back to Overview](#)

Arjun's Toy, Part 1

Keep repeating a phrase until it is fluent.

[- 1000px +]

< All the girls and boys
have come to see him. >

NONE BLUE RED GREEN



Supporting your child at home

- Daily reading – build a routine
- Re-reading technique
- Sound spotting – reading book
- Use crisp sounds when sounding out
- Magnetic letters
- Flashcards



Useful Links

- [Parent Training Zone - All Aboard](#)
- [Phonics screening check: information for parents leaflet](#)



The Top 5 Tips to See Your Child Fly with Phonics



Blast the Blending!





Thank you!
Any Questions?